

Short illustrated **RT Automatic** instruction on account opening


This instruction is provided for real account opening. Demo version may be opened using the same instruction (check “Demo” where necessary) and lasts **30 days**.

1. Step: Guideline

What you need first is to read this service’s guideline. You can find it here: <http://realtrader.org/en/page/?id=100>. When opening the real account, you confirm that you are familiarized and agree with the **RT Automatic** commission.

2. Step: New account opening

It doesn’t metter whether you have account in Real Trade or not, in order to use **RT Automatic**, you have to open a new account.

Pressing , you will be redirected to **RT Automatic** main page, where you should start the registration.

You will see a toolbar in which the language can be chosen, press „Open Live account“ below.



Please note your computer must support Internet Explorer 7.0/8.0 or Fire Fox 2.0/3.0. Best view with a 1024*768 resolution or higher.

3. Step: Real account opening

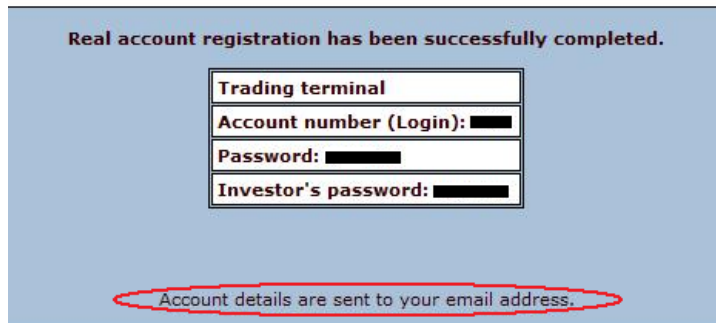
You will be redirected to the page, where standart procedure of account opening should be done. Please get familiarized with the detailed information, contract and reglament.

4. Step: Account opening confirmation

After opening the real account, please wait for the e-mail with the confirmation. You will have to click on the registration confirmation link.

After confirming trading account opening, you will get another e-mail with the authorization details (for Real Trader 4).

ONLINE REAL ACCOUNT APPLICATION




5. Step: RT Automatic service activation and authorization details

Please wait for the **third e-mail** from **Real Trade Group** with the confirmation, that your **RT Automatic** platform's account is activated.

Welcome

Real Trade Group Ltd. [org.realtrader@info]

To: [REDACTED]



Web-platform **RT Automatic** is coordinated with **Real Trade 4**, what allows you to work with web and trading platform **simultaneously**.

IMPORTANT! Using this account for trading on **RT Automatic** or **Real Trader 4**, for each transaction you will be charged **2 point commission**, that goes to mediator, who provides service for the platform.

There are brokers providing similar services who announce 1 point commission, but they increase the platform spreads for all currency pairs by 1 point in order to cover the costs.

Real Trade Group do not increase spreads in order to play on clients' psychology. We announce fair and square about the commission, that will be charged from the client's account. There will be no other hidden fees.

When opening the real account, you confirm that you are familiarized and agree with the **RT Automatic** commission.

Platform user guide

1. Step: Authorization



Visit the main **RT Automatic** page: <http://fx-auto.tradency.com/B43/RealTrade/>. Choose the type of account “**Live account**”, enter your authorization details and click “**Login**”.

2. Step: Portfolio management and trading system's usage

Firstly you will see a greeting window, where automatic or manual module of portfolio is provided. You can choose the module using toolbar.

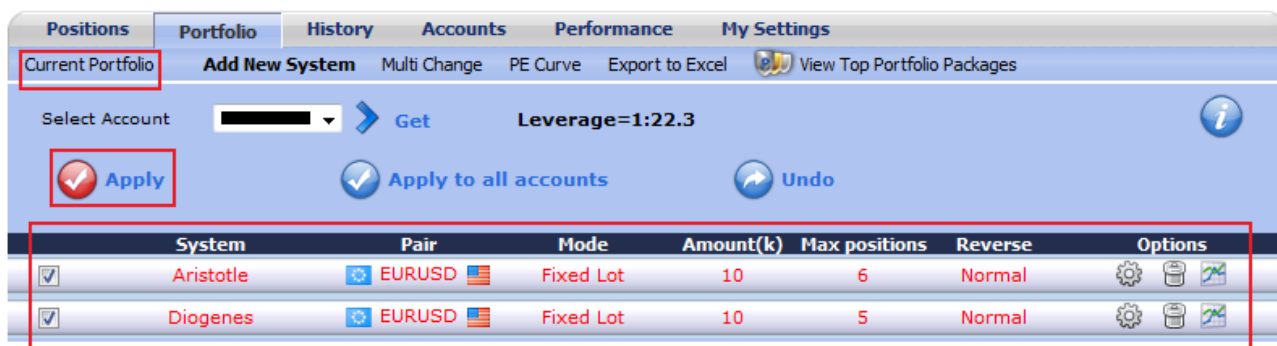
When choosing automatic portfolio management module, in order to view or add new system, press „Add new system“. It may be chosen the system in “System seeker” matching specified criteria by using “Open more options” and pressing “Get” button.

i	System	Pair	Profit (!)	Pips	# Tra	Max DI	Profit f	Pips/Trade	Date	Max po	RAR	Win%(!)	Add
	Diogenes	EURUSD	-61689	-60...	1067	-695...	0.47	-5.71	2009-...	5	-0.88	85.19	+
	Aristotle	EURUSD	-22148	-20...	1580	-430...	0.85	-1.29	2009-...	6	-0.47	84.81	+
	fx-gain	EURUSD	48236	488...	1256	-120...	1.47	3.89	2009-...	5	4.04	66	+

In order to add new system, in column „Add“ press , match specified parameters “Set Money Management” and press  Add.

i	Система	Пара	Прибыль	Пипы	Коли	Максиф	Профит	Пипов/Сд	Дата	Макс. л	KPP	% выи	Доб:
	fx-gain	EURUSD	48217	488...	1271	-120...	1.46	3.84	2009-...	5	4.04	66.01	+
	Aristotle	EURUSD	-21927	-20...	1584	-430...	0.86	-1.27	2009-...	6	-0.47	84.85	+

Your chosen systems will be seen in the upper window of “Add New System”. If you want chosen systems to start working, put a tick near all and press "Apply" You will see the list of added systems in “Current Portfolio”.



The list of the opened systems will be seen in “Positions” – “Current Positions”.



Taking into consideration the fact, that for each transaction you will be charged **2 point commission**, we recommend you to use **RT Automatic** only for automated trading. This type of trading is suitable for traders who do not have a time or wish to trade independent. If you want to trade independent, we recommend you to use another account, where commission will not be charged.

Real Trade Group wishes you successful trading!